

ATC 530L Broadband Multilayer Capacitors

Features:

- EIA 0402 Case Size
- Operating Frequency
16 KHz to 18 GHz
- Insertion Loss: 1 dB max.
- Low Loss X7R Dielectric
- RoHS Compliant Terminations
- Solderable SMT Terminations

ATC's new 530L Series Multilayer Broadband Capacitor provides low insertion loss performance over multiple octaves of frequency spectrum. The 530L capacitor is compatible with high speed automated pick and place SMT manufacturing.

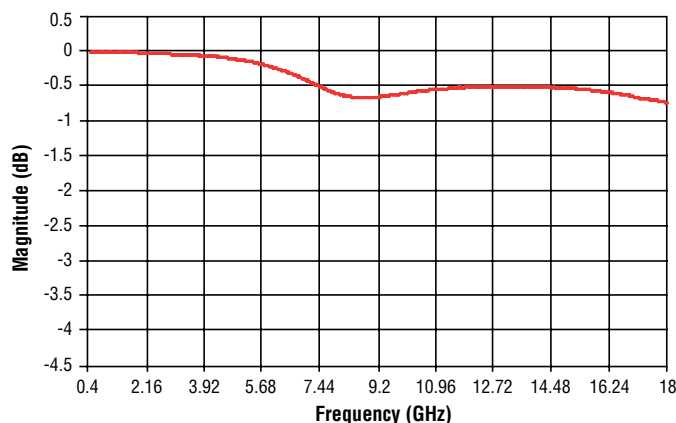
The 530L is ideal for broadband DC blocking, coupling, bypassing, and feedback applications in optical communications systems and equipment using high-speed digital logic.



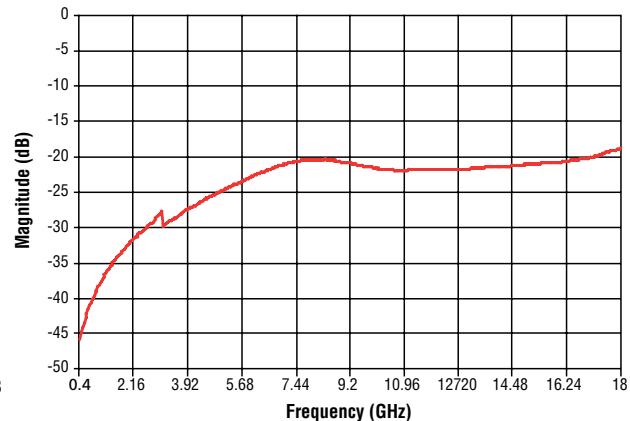
Advantages:

- Broadband Performance
- Low Insertion Loss
- Flat Frequency Response
- Excellent Return Loss through 18 GHz
- Unit-to-Unit Performance Repeatability
- Rugged Ceramic Construction

530L Insertion Loss (S21)



530L Return Loss (S11)



ATC 530L Data Sheet Test Condition Description

All testing performed on 10-mil-thick Rogers RO4350 microstrip board, with the UUT subtending a 24 mil gap in a 22-mil-wide center trace (nominal 50-ohm characteristic impedance). Measurements were made using an Anritsu 3680K Universal Test Fixture and an HP8722D Vector Network Analyzer having a four-receiver architecture. Measurements have been de-embedded to the edges of the UUT using a standard TRL calibration procedure.



AMERICAN

ATC North America
sales@atceramics.com

TECHNICAL

ATC Europe
saleseur@atceramics.com

CERAMICS

ATC Asia
sales@atceramics-asia.com



ISO 9001 REGISTERED
COMPANY

THE ENGINEERS' CHOICE™

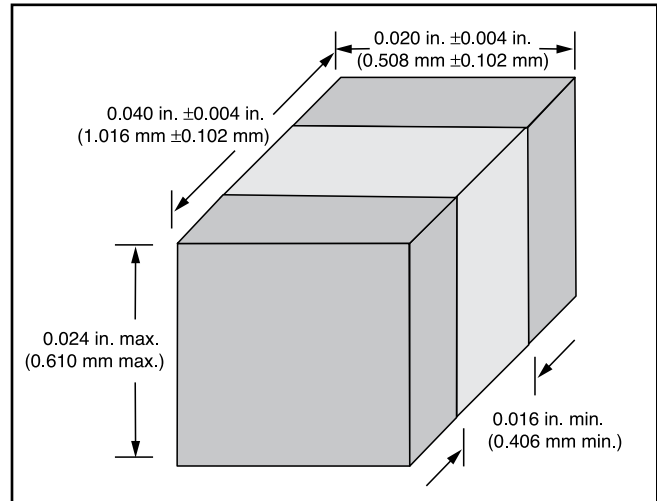
www.atceramics.com

ATC 530L BROADBAND MULTILAYER CAPACITORS

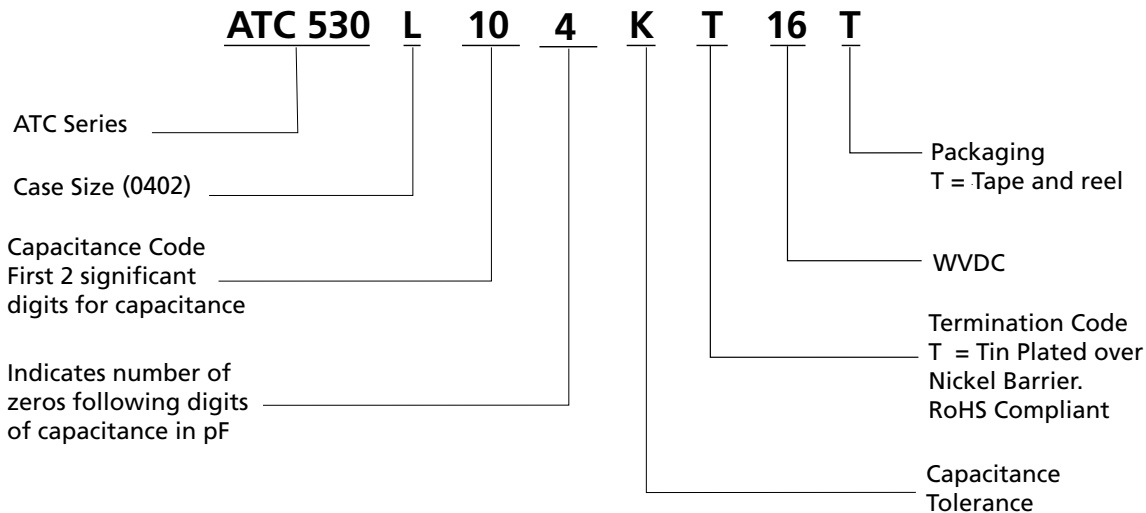
Electrical Specifications:

- Capacitance: 100 nF
- Rated Voltage: 16 WVDC
- Dielectric Withstanding Voltage (DWV): 250% of rated WVDC for 5 secs.
- Operating Temperature Range: -55°C to +125°C
- Temperature Coefficient of Capacitance (TCC): ±15% (-55°C to +125°C)
- Maximum DF: 10% @ 1KHz
- Insulation Resistance: 10⁸ Ω min. @ +25°C @ rated WVDC
10⁷ Ω min. @ +125°C @ rated WVDC

Mechanical Dimensions



ATC 530 Series Part Number Code



The above part number refers to a 530 Series (case size L) 100 nF capacitor, K tolerance (±10%), with T termination (tin plated over nickel barrier, RoHS compliant), 16 WVDC, tape and reel packaging.

ATC accepts orders for our parts using designations **with** or **without** the "ATC" prefix. Both methods of defining the part number are equivalent, i.e., part numbers referenced with the "ATC" prefix are interchangeable to parts referenced without the "ATC" prefix. Customers are free to use either in specifying or procuring parts from American Technical Ceramics.

For additional information and catalogs contact your ATC representative or call direct at (+1-631) 622-4700. Consult factory for additional performance data.

Sales of ATC products are subject to the terms and conditions contained in American Technical Ceramics Corp. Terms and Conditions of Sale (ATC document #001-992 Rev. B 12/05). Copies of these terms and conditions will be provided upon request. They may also be viewed on ATC's website at www.atceramics.com/productfinder/default.asp. Click on the link for Terms and Conditions of Sale.

ATC has made every effort to have this information as accurate as possible. However, no responsibility is assumed by ATC for its use, nor for any infringements of rights of third parties which may result from its use. ATC reserves the right to revise the content or modify its product line without prior notice.

© 2007 American Technical Ceramics. All Rights Reserved.

ATC 001-1049 Rev. C; 5/17



AMERICAN

ATC North America
sales@atceramics.com

TECHNICAL

ATC Europe
saleseur@atceramics.com

CERAMICS

ATC Asia
sales@atceramics-asia.com

THE ENGINEERS' CHOICE™

www.atceramics.com



ISO 9001 REGISTERED COMPANY