


ATC 0402 LPF Series LGA Thin Film Low Pass Filters

Features:

- Cut-Off Frequency (typ):
2484 MHz to 6000 MHz
- Characteristic Impedance: 50Ω
- Low Insertion Loss: 0.35 dB typ.
- Operating Temp: -40°C to +85°C
- Low Profile LGA/SMT EIA Package
- Pb Free / RoHS Compliant

ATC's 0402 LPF Series Thin Film SMT Low Pass Filters offer superb high frequency performance in a low profile LGA style EIA package. The LPF Series is offered in a broad range of selected cut-off frequencies making them well suited for wireless frequency applications. Their superb performance provides an excellent drop-in solution for the most critical filter applications. The LPF Series exhibits excellent passband insertion loss, stop-band rejection and matching characteristics.

The LPF 0402 filter Series is fully tested to meet or exceed electrical, environmental and mechanical specifications. They are supplied in tape and reel making them fully compatible with high speed automated pick-and-place manufacturing.



Applications:

- Wireless communications
- WLAN's (802.11)
- Public Safety Radio (P25)
- LTE
- ISM
- Global Navigation Satellite Systems (GNSS)

Part Number	Passband (MHz)
LPF04022484LT	DC to 2484
LPF04022740LT	DC to 2740
LPF04023600LT	DC to 3600
LPF04025350LT	DC to 5350
LPF04025650LT	DC to 5650
LPF04026000LT	DC to 6000



AMERICAN TECHNICAL CERAMICS

ATC // AVX Thin Film Technologies

tfsales@atceramics.com

ATC North America

sales@atceramics.com

THE ENGINEERS' CHOICE®

www.atceramics.com



ISO 9001 REGISTERED
COMPANY

ATC # 001-1185
Rev. A, 6/18

ATC 0402 LPF SERIES THIN FILM LOW PASS FILTER

Dimensions

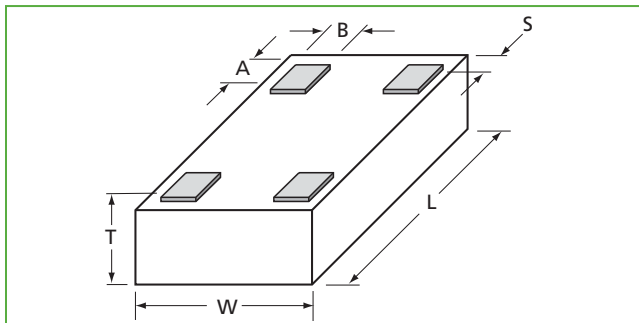
Size (EIA)	Length (L)	Width (W)	Thickness (T)
0402	.040 ±.002 (1.00 ±0.05)	.023 ±.002 (0.58 ±0.04)	.014 ±.002 (0.35 ±0.50)

inches (mm)

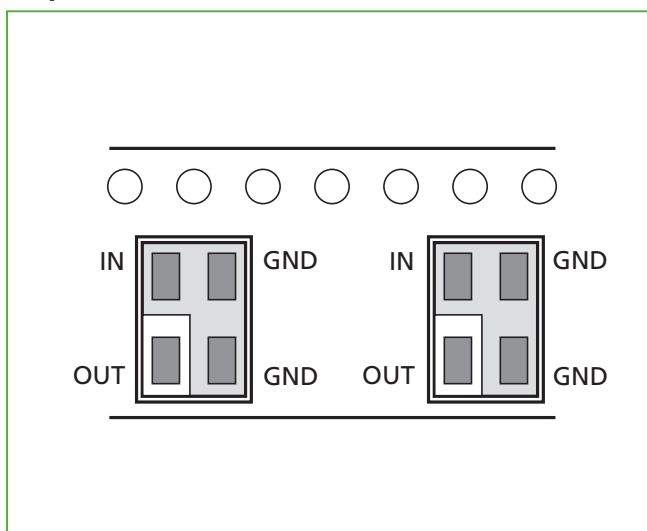
A	B	S
.008 ±.002 (0.20 ±0.06)	.007 ±.002 (0.18 ±0.05)	.002 ±.002 (0.05 ±0.05)

inches (mm)

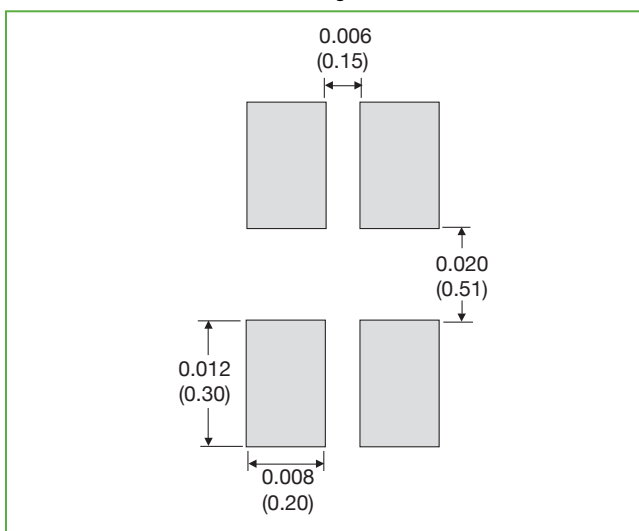
Mechanical Configurations



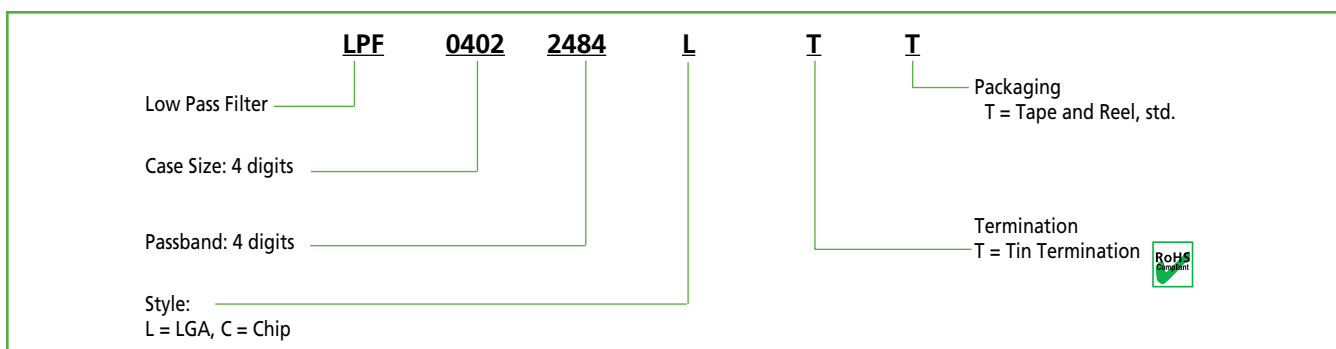
Top View



Recommended Pad Layout



ATC Part Number Code



The above part number refers to a Low Pass Filter, (EIA case size 0402), Passband DC to 2484 MHz, Land Grid Array (LGA) Style, Tin Termination

ATC accepts orders for our parts using designations *with* or *without* the "ATC" prefix. Both methods of defining the part number are equivalent, i.e., part numbers referenced with the "ATC" prefix are interchangeable to parts referenced without the "ATC" prefix. Customers are free to use either in specifying or procuring parts from American Technical Ceramics.

For additional information and catalogs contact your ATC representative or call direct at +1-631-622-4700.

Consult factory for additional performance data.

Sales of ATC products are subject to the terms and conditions contained in American Technical Ceramics Corp. Terms and Conditions of Sale (ATC document #001-992). Copies of these terms and conditions will be provided upon request. They may also be viewed on ATC's website at www.atceramics.com/productfinder/default.asp. Click on the link for Terms and Conditions of Sale.

ATC has made every effort to have this information as accurate as possible. However, no responsibility is assumed by ATC for its use, nor for any infringements of rights of third parties which may result from its use. ATC reserves the right to revise the content or modify its product line without prior notice.

© 2016 American Technical Ceramics Corp. All Rights Reserved.

ATC # 001-1185, Rev. A, 5/18



AMERICAN TECHNICAL CERAMICS

ATC // AVX Thin Film Technologies

ATC North America

tfsales@atceramics.com

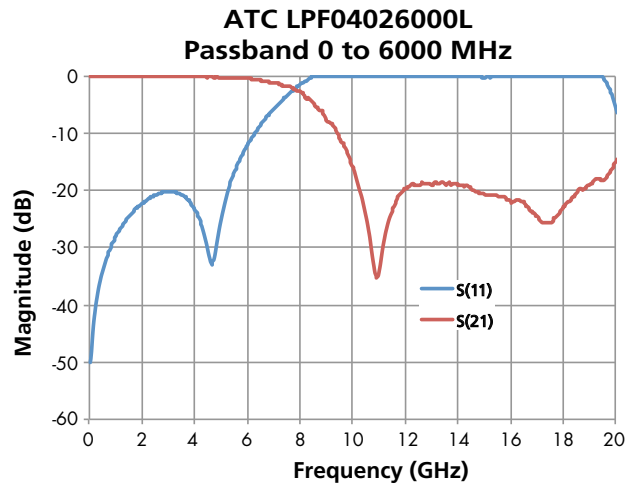
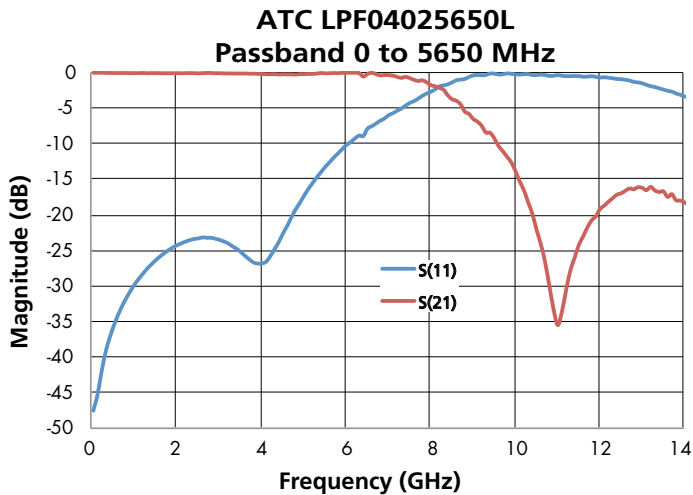
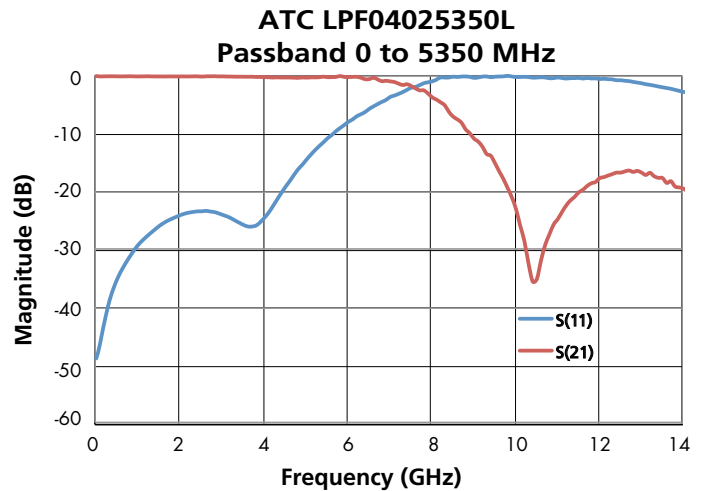
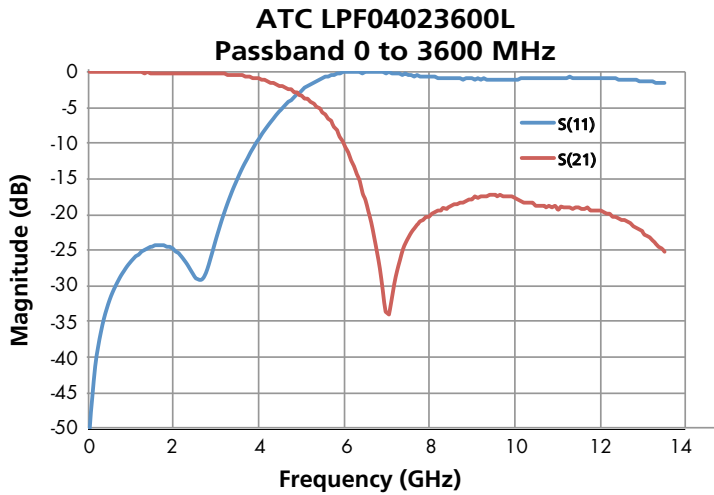
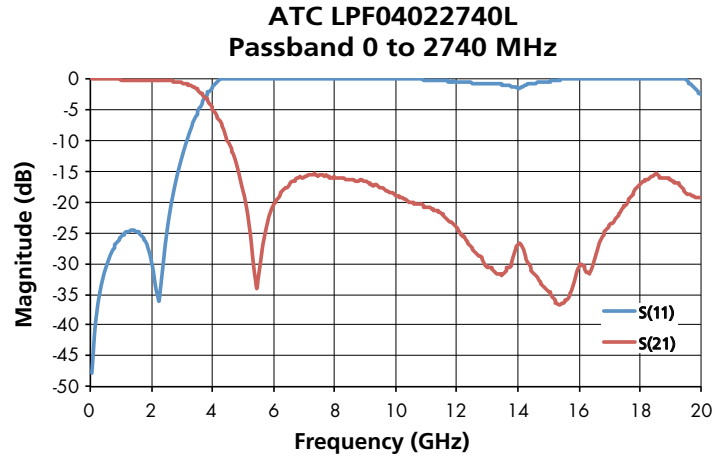
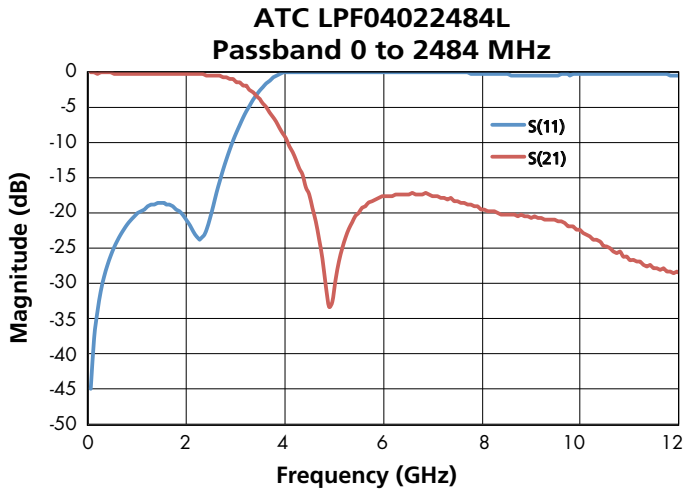
sales@atceramics.com

THE ENGINEERS' CHOICE®

www.atceramics.com



ATC 0402 LPF SERIES THIN FILM LOW PASS FILTER



AMERICAN TECHNICAL CERAMICS

ATC // AVX Thin Film Technologies

ATC North America

tfsales@atceramics.com

sales@atceramics.com

THE ENGINEERS' CHOICE®

www.atceramics.com

